

## What You'll Need for the Blue Roan Tutorial

### Paper

Clairefontaine Pastelmat, White

### Pencils









#### Faber-Castell Polychromos

	Bistre
	Black
	Burnt Ochre
	Caput Mortuum Violet
	Cinnamon
	Cold Grey I
	Cold Grey II
	Cold Grey III
	Cold Grey IV
	Cold Grey VI
	Cream
	Dark Indigo
	Dark Sepia
	Earth Green Yellowish
	Green Gold
	Ivory
	Light Yellow Ochre
	Sky Blue
	Walnut Brown
	Warm Grey I
	Warm Grey II
	White

#### Other Tools

Graphite Pencils or Transfer Paper  
Brushes (soft and bristle)  
Mounting Putty  
Odorless Mineral Spirits

#### Prismacolor Premiere

	Black
	Black Grape
	Cold Grey 20%
	Cold Grey 50%
	Indigo Blue
	Warm Grey 10%
	Warm Grey 20%
	White

#### Prismacolor Verithin

	Black
	Cool Grey 70%
	Dark Umber
	Indigo Blue
	Light Peach
	Pumpkin Orange
	Terra Cotta
	Warm Grey 20%
	White

#### Brush & Pencil Products (optional)

Powder Blender  
Sponge Applicators  
Titanium White  
Touch-Up Texture  
ACP Textured Fixative  
ACP Final Fixative